



BASANT VALLEY PUBLIC SCHOOL

SUMMER BREAK – 2019-20

Class – 2nd



Note – * Summer Vacation will start from 16th May 2019 to 30th June 2019 and school will reopen on 1st July.

* Kindly submit the Holiday Homework by 5th July 2019.

Dear Parents,

We know you are looking forward to spend some constructive time with your child during the summer vacations. Here are some of the fun filled activities to utilize your valuable time. We hope that you will enjoy doing each activity with the child and make the holidays fruitful and exciting.

Some of the suggested activities for your child are –

- 1) Get up early in the morning and see the rising sun.
- 2) Go for a nature walk.
- 3) Feel the fresh air take a deep breath and do breathing exercise.
- 4) Hear the birds chirping.
- 5) Water the plants and feed the birds.

Tips for summer Break

Do

Always start your day with prayers

Drink lots of liquids like water, juice etc.

Wear cap and carry an umbrella when you move out day time

Help your parents at home by putting your things in place.

Wish your elders and guests

Always use these words – Thank you, sorry, please, Excuse me.

Don't do

Don't watch TV for long hours


Don't eat junk food

Don't play in sun

General Instructions

- 1) Bring Holidays Homework in a beautifully decorated folder.
- 2) Parents are requested to only guide their children while doing the assignment.
- 3) Project Homework will be assessed on the basis of neatness, creativity and originality of ideas.

Have a great
Summer
Vacation!



Maths

- 1) Do test paper 1 given in page no. 113
- 2) Make different shapes from any waste material & paste in A4 size sheet. Write its characteristic also. (refer chapter - 3)
- 3) Do Worksheet attached
- 4) Do practice of chapter -1, 2 & 3

EVS

➤ All work should be done in colourful A4 size sheet.

- 1) Make a family tree & mention their birthdays.
- 2) Learn chapter 1, 2 & 3 for class test.
- 3) Paste 10 pictures of Internal & external body parts & write their functions also.
- 4) Paste pictures of all types of houses & write any two characteristics of it.
(Refer chapter - 3 pg -169)

➤ Do worksheet also.

हिन्दी

1. 20 सुलेख लिखो (मोती से अक्षर)।
2. ऐसे दस कामों की सूची अपनी कॉपी में बनाओ जो आप सुबह से शाम तक करते हैं। फिर उन्हें क्रमवार लिखो।
3. गत्ते के बारह कार्ड बनाओ और उन पर रंगीन कागज चिपकाओ। अब उन पर साल के सभी महीनों के नाम लिखकर एक चार्ट तैयार करो।
4. पाँच – पाँच पालतू और जंगली जानवरों के चित्र चिपकाइए तथा उनके नाम भी लिखिए। (A3 sheet)
5. 'मेरा प्रिय खिलौना' विषय पर कुछ वाक्य लिखिए चित्र सहित। (A4 sheet)

ENGLISH

- 1) Write 20 pages in "Pearl Drops".
- 2) Read, a page daily in literature book. Pick out 10 words and write the synonyms in English notebook.
- 3) Write, near about 5 to 7 sentences about the topics given below.
 - 1) My friend
 - 2) My favorite game
 - 3) I love Ice-cream

Worksheet - MATHS

Q.1. Write before and after number.

1) _____ 286 1) 496 _____

2) _____ 402 2) 454 _____

3) _____ 500 3) 399 _____

4) _____ 299 4) 402 _____

5) _____ 100 5) 297 _____

6) _____ 526 6) 107 _____

7) _____ 200 7) 222 _____

8) _____ 368 8) 296 _____

9) _____ 444 9) 114 _____

10) _____ 396 10) 300 _____

Q.2. Write number name of the following number -

1) 349 - _____

2) 426 - _____

3) 103 - _____

4) 502 - _____

5) 429 - _____

6) 572 - _____

7) 291 - _____

Q.6. Add the given number by writing them as units & tens.

1) Add = $32 + 41$

$32 = 3$ tens + 2 units

$41 = 4$ tens + 1 units

$32+41$ tens + units

2) Add = $26 + 59$

$26 = 2$ tens + 6 units

$59 = 5$ tens + 9 units

$26+59$ tens + units

Q.7. Word Problem -

1) Raju had 18 books. His uncle bought him 9 more books. How many does he have altogether.

2) Sita had 86 pencils while Ritu had 13 pencils. How many did they have altogether?



★ Q.8. Add the following -

★ 1) T U
★ 9 3
★ 1 2
★ +
★ _____
★ _____

★ 2) T U
★ 6 3
★ 1 2
★ +
★ _____
★ _____

★ 3) H T U
★ 2 3 9
★ 1 2 3
★ +
★ _____
★ _____

★ 4) H T U
★ 6 3 9
★ 1 3 2
★ +
★ _____
★ _____

★ 5) T U
★ 3 1
★ 2 1
★ 3 1
★ +
★ _____
★ _____

★ 6) T U
★ 2 1
★ 1 2
★ 1 2
★ +
★ _____
★ _____



WORKSHEET - EVS


Q.1. Fill in the blanks with the help of the clues given.


(organs, muscles, skin, external organs, nose, lungs, eyes, brain, ears, bones, tongue, heart, internal organs)


- 1) Our body parts are also called as _____
- 2) Apart from the bones _____ help us to move & work.
- 3) The organ we cannot see is called _____
- 4) _____ helps us to listen music & other sound.
- 5) The _____ helps us to think & letter other pars of the body what to do.
- 6) _____ give shape to our body.
- 7) _____ We see different shapes, colour, light & darkness with our _____.
- 8) _____ pumps blood to all pats of the body.
- 9) _____ help us to breath & supply oxygen to our body.
- 10) We smell delicious food, flowers & perfumes with our _____
- 11) The organ which we cannot see are called _____
- 12) Our _____ us to feel.


WORKSHEET - COMPUTER


Write **I** for input and **O** for output for each device.


_____ 1. Monitor..... 


_____ 2. Keyboard..... 

_____ 3. Scanner..... 


_____ 4. Pen..... 

_____ 5. Printer..... 

_____ 6. Mouse..... 

_____ 7. Speakers..... 

_____ 8. Camera.... 

_____ 9. Touchpad..... 

_____ 10. Headphones.... 